



I-8064W-G

8-channel Power Relay Output Module

Features

- 8-channel Power Relay Output
- Form A Power Relay Output
- 500 Vdc Intra-module Isolation
- Wide Operating Temperature Range: -25 ~ +75 °C



Introduction

The I-8064W module provides 8 Form A Relay Output channels, and is an ideal solution for high-power applications. The I-8064W includes 8 LED indicators that can be used to monitor the status of the Relay Output channels, 4 kV ESD protection and 500 VDC intra-module isolation are also provided to enhance the noise protection capabilities of the module in harsh industrial environments.

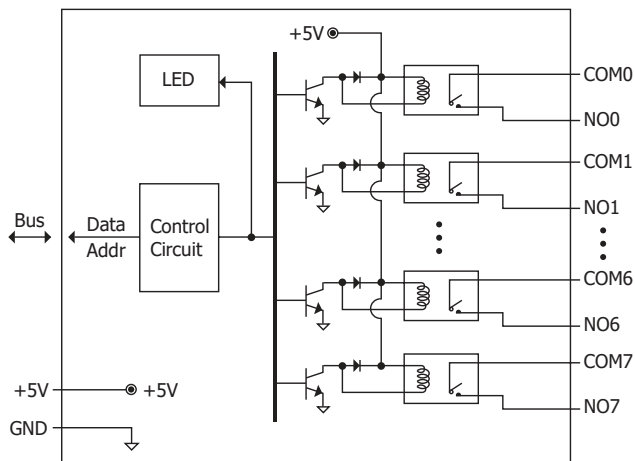
System Specifications

LED Indicators/Display	
System LED Indicators	1 LED as Power Indicator
I/O LED Indicators	8 LEDs as Power Relay Indicators
Isolation	
Intra-module Isolation, Field-to-Logic	500 VDC
EMS Protection	
ESD (IEC 61000-4-2)	±4 kV Contact for each Terminal
Power	
Power Consumption	1.1 W max.
Mechanical	
Dimensions (W x L x H)	30 mm x 115 mm x 102 mm
Environment	
Operating Temperature	-25 ~ +75 °C
Storage Temperature	40 ~ +85 °C
Humidity	10 ~ 90% RH, Non-condensing

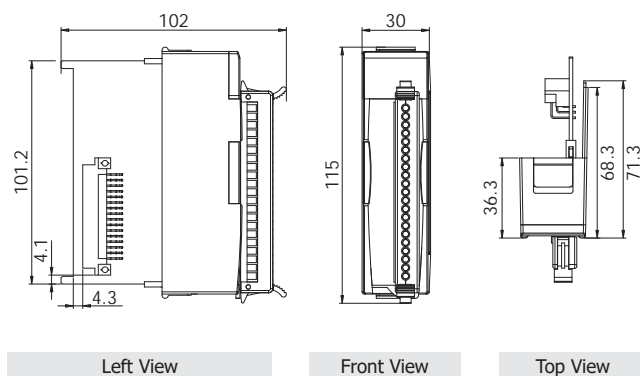
I/O Specifications

Digital Output	
Max. Load Current	5.0 Arms
Relay Output	
Channels	8 (Form A, Normal Open)
Type	Power Relay
Contact Rating	5 A @ 250 VAC (47 ~ 63 Hz); 5 A @ 30 VDC
Operate Time	6 ms Max.
Release Time	3 ms Max.
Electrical Endurance	100,000 Min. Resistive
Mechanical Endurance	2 x 100,000,000 Min.
Surge Strength	4000 V @ 1.2 x 50 μs

Internal I/O Structure



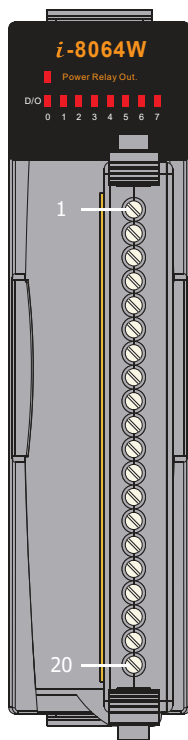
Dimensions (Units: mm)



Wire Connections

Output Type	ON State Readback as 1	OFF State Readback as 0
	Relay ON	Relay OFF
Relay Contact		

Pin Assignments



Terminal No.	Pin Assignment
01	NO0
02	COM0
03	NO1
04	COM1
05	-
06	NO2
07	COM2
08	NO3
09	COM3
10	-
11	NO4
12	COM4
13	NO5
14	COM5
15	-
16	NO6
17	COM6
18	NO7
19	COM7
20	-

Ordering Information

I-8064W-G CR	8-channel Power Relay Output Module (Gray Cover) (RoHS)
---------------------	---