



## I-87057W | I-87057PW

16-channel Open Collector Isolated Digital Output Module

### Features

- Support Digital Outputs (Sink Type)
- Photocouple Isolation
- Dual Watchdog
- 4 kV ESD and EFT Protection
- 3750 VDC Intra-module Isolation
- Wide Operating Temperature Range: -25 to +75°C



### Introduction

I-87057W offers 16-channel sink type digital outputs. All channels feature Photocouple isolation. I-87057W has 16 LED indicators for DO channel status. 4 kV ESD protection and 3750 V intra-module isolation are standard.

I-87057PW offers 16 channels for digital output, each of which features Photo-couple isolation. I-87057PW supports sink type output with short-circuits protection. There are options for power-on value and safe value for your consideration. I-87057PW has 16 LED indicators for DO channel status. 4 kV ESD protection, 3750 VDC intra-module isolation are standard.

### System Specifications

Model	I-87057W	I-87057PW
<b>Communication</b>		
Interface	RS-485	
Format	N, 8, 1	
Baud Rate	1200 ~ 115200 bps	
Protocol	DCON	
Dual Watchdog	Yes, Module (1.6 Seconds), Communication (Programmable)	
<b>LED Indicators</b>		
System LED Indicator	1 LED as Power Indicator	
I/O LED Indicator	16 as High/Low Alarm Signals	
<b>Isolation</b>		
Intra-module Isolation, Field-to-Logic	3750 VDC	
<b>EMS Protection</b>		
ESD (IEC 61000-4-2)	±4 kV Contact for Each port, ±8 kV Air for Random Point	
<b>Power</b>		
Power Consumption	1.0 W Max.	0.4 W Max.
<b>Mechanical</b>		
Dimensions (W x L x H)	30 mm x 115 mm x 102 mm	
<b>Environment</b>		
Operating Temperature	-25 ~ +75 °C	
Storage Temperature	-40 ~ +85 °C	
Humidity	10 ~ 95% RH, Non-condensing	

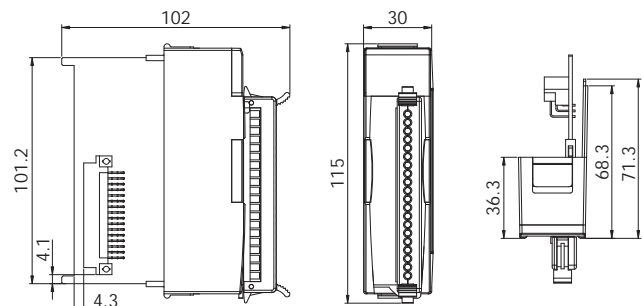
### Applications

- Building Automation
- Factory Automation
- Machine Automation
- Remote Maintenance
- Remote Diagnosis
- Testing Equipment

### I/O Specifications

Model	I-87057W	I-87057PW
<b>Digital Output</b>		
Channels	16	
Type	Open Collector	
Sink/Source (NPN/PNP)	Sink	
Load Voltage	+5 ~ +30 VDC	+5 ~ +50 VDC
Max. Load Current	100mA/Channel	700 mA/Channel
Overvoltage Protection	-	60 VDC
Overload Protection	-	Yes
Short-circuit and Overcurrent Protection	-	Yes, 1.4 A
Thermal Overload Trip Temperature	-	150 °C
Power-on Value	Yes	
Safe Value	Yes	

### Dimensions

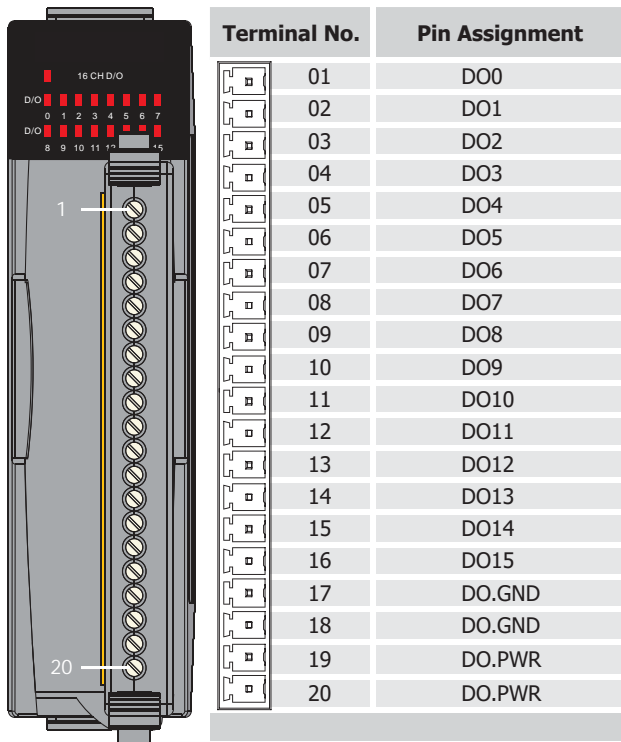


Left View

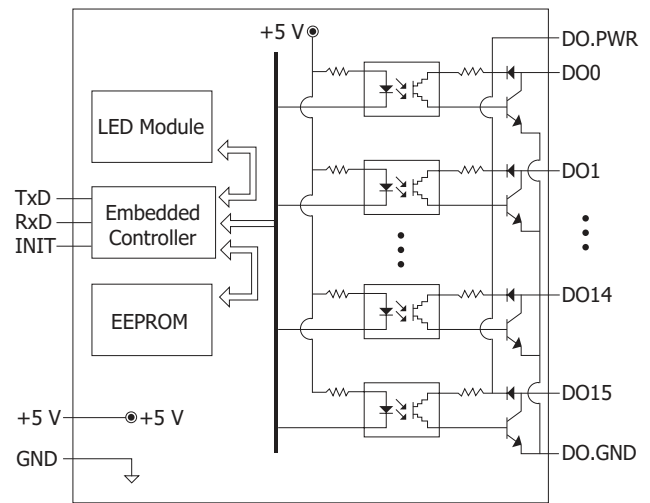
Front View

Top View

## Pin Assignments



## Internal I/O Structure



## Accessories

### RM-104/108/116 CR



4/8/16-channel 16A Power Relay Board, 1 Form C

### RM-204/208/216 CR



4/8/16-channel 8A Power Relay Board, 2 Form C

### DN-SSR4 CR



4-channel 1A Solid-state Relay Board, 1 Form A

### RM-22.22 CR



1-channel 20 A Power Relay for Direct 35 mm Rail (EN 50022) Mounting, 2 Form A

### SG-770 CR



7-channel Diff erential or 14-channel Single-ended Surge Protector (RoHS)

## Wire Connections

Output Type	Digital Output (Resistance Load)
ON State Readback as 1	
OFF State Readback as 0	
Output Type	Digital Output (Inductive Load)
ON State Readback as 1	
OFF State Readback as 0	

## Ordering Information

<b>I-87057W-G CR</b>	16-channel Open Collector Isolated Digital Output Module (Gray Cover) (RoHS)
<b>I-87057PW-G CR</b>	16-channel Open Collector Isolated Digital Output Module (Gray Cover) (RoHS)