



## I-87024DW-G

4-channel 14-bit Analog Output Module

### Features

- 4-channel Analog Output
- D-Sub 37-Pin Connector
- 4 kV ESD Protection
- Dual Watchdog
- Configurable Power-on Value
- Configurable Safe Value
- 3000 Vdc Intra-module Isolation, Field-to-Logic
- Open Daughter Board Detection
- RF Immunity



### Introduction

The I-87024DW is a serial interface and 4-channel analog output module. The programmable analog outputs are 14-bit resolution and support an output range of 0 ~ 5 V, ±5 V, 0 ~ 10 V, ±10 V, 0 ~ +20 mA, or +4 ~ +20 mA.

### Applications

- Building Automation
- Factory Automation
- Machine Automation
- Remote Maintenance
- Remote Diagnosis
- Testing Equipment

### System Specifications

Communication		
Interface	RS-485	
Format	N, 8, 1	
Baud Rate	1200 to 115200 bps	
Protocol	DCON	
Dual Watchdog	Yes, Module (1.6 Seconds), Communication (Programmable)	
LED Indicators/Display		
System LED Indicators	Yes, 1 as Power/Communication Indicator	
I/O LED Indicators	16 as High/Low Alarm Signals	
Isolation		
Intra-module Isolation, Field-to-Logic	3000 VDC	
EMS Protection		
ESD (IEC 61000-4-2)	±4 kV Contact for each Terminal	
RS (IEC 61000-4-3)	3 V/m, 80 MHz ~ 1 GHz	
Power		
Power Consumption	Typical	1.3 W
	Maximum	3.1 W (4-channel Output 20 mA at 10 V)
Mechanical		
Dimensions (W × L × H)	30 mm × 115 mm × 85 mm	
Environment		
Operating Temperature	-25 ~ +75°C	
Storage Temperature	-40 ~ +85°C	
Humidity	10 ~ 95% RH, Non-condensing	

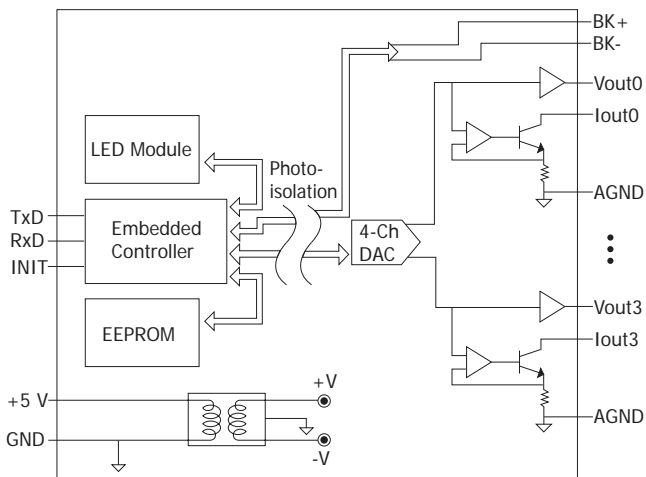


I-87024DW-G, I-87028CDW-G with DN-37-381-A and DB37 Male to Female Cable (Optional)

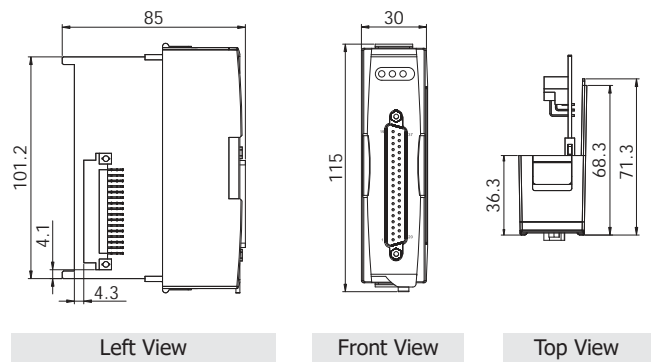
### I/O Specifications

Analog Output		
Channels	4	
Current Output Wiring	Sink	
Range	0 ~ +5 VDC, ±5 VDC, 0 ~ +10 VDC, ±10 VDC, 0 ~ +20 mA, +4 ~ +20 mA	
Resolution	14-bit	
Accuracy	±0.1% of FSR	
Zero Drift	Voltage	±30 μV/°C
	Current	±0.2 μA/°C
Span Drift	±20 ppm/°C	
DA Output Response Time	10 ms per channel	
ESD Protection	4 kV (Contact for each channel)	
Programmable Output Slope		0.125 ~ 2048 mA/Second
		0.0625 ~ 1024 V/Second
Output Capacity	Voltage	10 VDC @ 20 mA
	Current	External +24 VDC @ 1050 Ω
Open Wire Detection	Yes	
Short Circuit Protection	Yes	
Power-on Value	Yes	
Safe Value	Yes	
Open Daughter Board Detection	Yes	

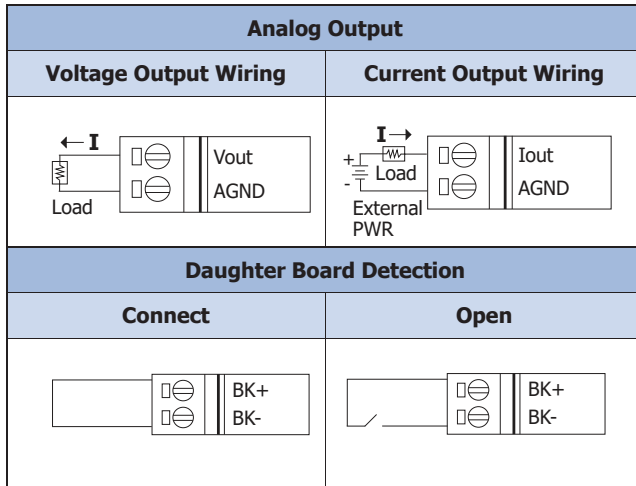
## Internal I/O Structure



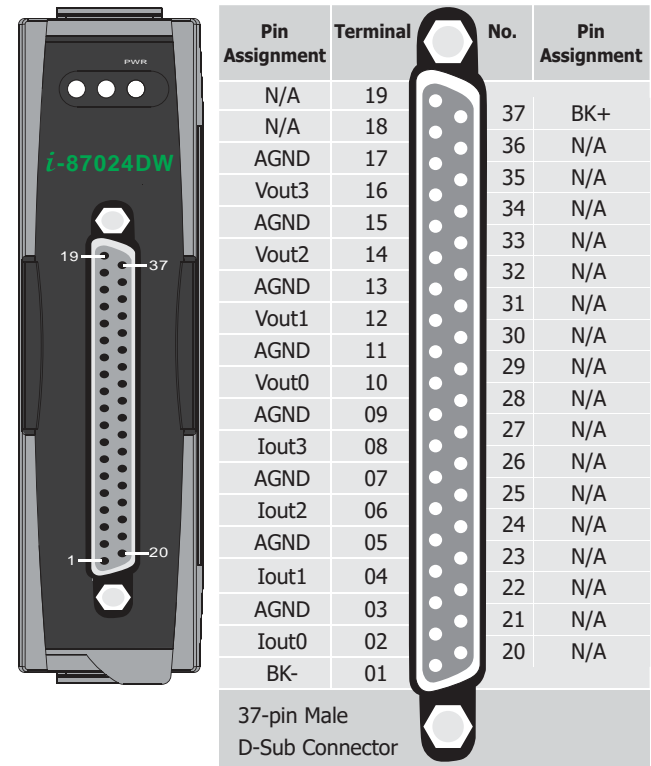
## Dimensions (Units: mm)



## Wire Connections



## Pin Assignments



## Accessories

DN-37-A CR	Female DB37 to Screw Terminal Board (Pitch= 5.08 mm) with DIN-rail Mounting (RoHS) Include: CA-3710A (DB37 Male to Female Cable, 90°, 1 M)
DN-37-381-A CR	Female DB37 to Screw Terminal Board (Pitch=3.81 mm) with DIN-rail Mounting (RoHS) Include: CA-3710A (DB37 Male to Female Cable, 90°, 1 M)
CA-3705A CR CA-3710A CR CA-3715A CR	DB37 Male to Female Cable, 90°, 0.5 M/1 M/1.5 M (RoHS)
CA-3710AM CR CA-3720AM CR CA-3730AM CR CA-3750AM CR CA-37100AM CR	DB37 Male to Female, with Molded Cable, 45°, 1 M/2 M/3 M/5 M/10 M (RoHS)

## Ordering Information

<b>I-87024DW-G CR</b>	4-channel 14-bit Analog Output Module (Gray Cover) (RoHS)
-----------------------	---